



Embroiderers' Guild

sharing opportunities for discovery and creativity

**Visitors fees**

Talks / ½ day classes: £5.00

Full day classes: £15.00

Reduced for BEG members

**BRIGHTON  
EMBROIDERERS' GUILD  
PROGRAMME 2021**

**January – April**

As we don't know how the situation with Covid will be next year, most of the meetings will be held on zoom



[www.brightonembroidery.org](http://www.brightonembroidery.org)



Mushrooms - simpler version

**JAN 2<sup>nd</sup> & 16<sup>th</sup>** – 10.30 am (1½ - 2 hours)

**KAY DENNIS - Workshop - morning**

*Mushroom and Blackberries Stumpwork Embroidery*

**Kay** is a recognised expert in the area of stumpwork – raised pictures made with delicate stitches over padded shapes

**History** 17th C Raised Embroidery, already popular on the continent for about 200 years, by mostly male professionals, was taken up in Britain by teenagers and had a late 19<sup>th</sup> C revival, when the Victorians began to call it stumpwork



The more complex version

**Website** [www.kaydennis.co.uk](http://www.kaydennis.co.uk)



Dancing Threads - sample

**FEB 6<sup>th</sup>** – 10.30 am

**DIANNE BUNYAN – Workshop - morning**

*Diamond appliqué*

**Dianne** is a member of BEG and taught machine knitting before turning to embroidery

*'The sample is called Dancing Threads, which was what I was aiming for. The central patch is padded out with cord to give a slight 3D effect.'* It also showcases lots of lovely hand embroidery stitches

You will make your own version in your own colours



Dancing Threads - detail



The Hare

**MAR 6<sup>th</sup>** – 10.30 am

**RICHARD BOX – Talk**

*'Richard's Adventures in Drawing, Painting and Embroidery'*

**Richard** is a well known painter, embroiderer and teacher, lecturer, author and art historian

**Website** [www.richardbox.co.uk](http://www.richardbox.co.uk)

Trained at Goldsmiths. Senior lecturer, then Head of Art at Avery Hill College of Education. He resigned in 1985 to do his own work – a unique painterly take on embroidery or a textile take on painting?



Poppies and Cornflowers



A clamshell like tessellation made by adapting a square based grid

**APR 10<sup>th</sup>** – 10.30 am (late because of Easter)

**FRANCES LINDSAY-HILLS – Workshop - morning**

*Make your own Jigsaw tessellation*

**Frances** is a BEG member & currently doing the City & Guilds patchwork course with Sara Cook

*'This is a simple process that can give very effective results. It is ideal for using up all those 5" squares lurking in your stash. There are lots of ways of joining the pieces including, Bondaweb, paper piecing and machining with invisible thread.'*



**Tessellation** - an arrangement of shapes closely fitted together, in a repeated pattern without gaps or overlapping





## Embroiderers' Guild

sharing opportunities for discovery and creativity

### Visitors fees

Talks / ½ day classes: £5.00  
Full day classes: £15.00  
Reduced for BEG members


## BRIGHTON EMBROIDERERS' GUILD PROGRAMME 2021

### May – August

As we don't know how the situation with Covid will be next year, most of the meetings will be held on zoom



[www.brightonembroidery.org](http://www.brightonembroidery.org)



**MAY 8<sup>th</sup>** – 10.30am (late because of May Day)

**CAROLINE ALEXANDER & IAIN R.WEBB** - Talk  
*'Blitzed! When One Denim Jacket tried to take over the World!'*

**Iain** is an internationally renowned fashion writer, editor, professor, curator and educator  
**Caroline** is Senior Lecturer/L4 Year Leader - BA Fashion and Archive Manager at Kingston University

*'Inspired by a project Iain conceived in the 1980s, where 22 London designers, customised and embroidered Levis jackets. We now deliver this project to our students who do a contemporary version.'* Hopefully it will inspire one of yours!

<https://www.kingston.ac.uk/staff/profile/miss-caroline-alexander-633/>  
<https://www.kingston.ac.uk/staff/profile/professor-ian-r-webb-553/>



Above - Design by Iain R. Webb, 2013. © Iain R. Webb  
Left - Poster for exhibition of Blitz Denim Jacket Collection, at Musée des Arts Décoratifs, Paris, 1986. Published in Blitz Magazine  
<https://hopeandglitter.wordpress.com/>  
<https://www.instagram.com/hopeandglitter/>



A basic scrap background – just one of many ways of using up leftovers in creative ways – this became a 7 ring knot on Instagram, Facebook, Website  
[www.louisemabbs.co.uk](http://www.louisemabbs.co.uk)

**JUN 5<sup>th</sup>** – 10.30am - 4.30pm\*  
\*may be in several shorter zoom sessions


**LOUISE MABBS** – Workshop - full day  
*Scrap happy- waste knot want not*

**Louise** is a full time textile artist, teacher, writer and BEG member. Specialising in colour, mathematical, optical, sculptural pieces, ethnic, recycling and fabric origami. Author of *The Quilter's Guide To Twists & Tucks (UK) Origami Quilts (USA) 2006 (+ in Dutch & Russian)*

*Learn how to make a variety of useful surfaces made from all those fiddly leftovers and scrap threads, and how to use them*



Two examples of things you can make with scraps – funky tactile 3D knots  
Borromean Rings & Crazy patchwork  
Rainbow sample



**JUL 3<sup>rd</sup>** – 10.30am - 4.30pm\*  
\*may be in several shorter zoom sessions

**SARA COOK** – Workshop - full day  
*Bojagi – The art of Korean wrapping cloths*

**Sara** is a Brighton based C&G Patchwork tutor and expert on Korean textiles. She wrote her book in 2019

*'Centuries old Korean wrapping cloths were used to wrap, cover and carry items in the home. During this workshop we will use coloured silk organza to make a translucent two layered contemporary jogakbo (pieced) wall hanging using a sewing machine. You will learn how to make the narrow Korean kkekki (triple folded) seams that encloses all the raw edges. You will learn how to make traditional decorative Jakssi (a type of prairie point) to insert into the seams. This is a free piecing style workshop but I will also provide a pattern to give you some ideas'*

Kit available £10 or use your own



6 different coloured pieces of Silk organza, approximately 25 x 35 cm

- Handout with descriptive diagrams for making the Kekki or French seam  
- Pattern design sheet  
<http://brightonfashionandtextilesschool.com>  
<https://bojagiuk.com>



Contemporary Jogakbo sample

**AUG 7<sup>th</sup>** – 2.00 - 4.30pm

**DIANNE BUNYAN** – gathering - afternoon  
Summer Garden Tea Party  
*Sit, sip & sew*



The event you all look forward to, in Dianne's lovely garden, enjoying her surprise kits and all the yummy food everyone brings along



If online we can do a 'best dressed plate', or 'most interesting cake', or some other food related competition





Embroiderers' Guild

sharing opportunities for discovery and creativity

**Visitors fees**

Talks / ½ day classes: £5.00

Full day classes: £15.00

Reduced for BEG members

**BRIGHTON  
EMBROIDERERS' GUILD  
PROGRAMME 2021**

**September – December**

As we don't know how the situation with Covid will be next year, most of the meetings will be held on zoom



[www.brightonembroidery.org](http://www.brightonembroidery.org)

**SEP 4<sup>th</sup> – 10.30am - 4.30pm**

**ANNE SILLIFANT – full day-short talk & workshop**  
*Inspired by Nature-Covered Vases*

**Anne** trained at Goldsmiths, then taught in a school & C&G tutor

*'You will create a panel to either form a vase or a picture, based on natural patterns*

*The background could have layers of sheers or feature dyed fabric & be developed using hand or machine embroidery or a combination.*

*You could use soluble fabric to create additional motifs such as flowers, leaves or textural elements.'*

See 2 other examples on this group website  
<http://www.spectratextileart.co.uk/?portfolio=anne-sillifant>



Textile vessels made up and one in flat form



Pot 1 before being made up

**OCT 2<sup>nd</sup> – 10.30am**


**CAROLYN BROWN – Workshop - morning**  
*Fields of Poppies*

**Carolyn** is chair of BEG and made the piece that we use for our Brighton Logo currently

*'We will begin with a landscape base of your choice, created from small pieces of earth coloured fabrics. Once the base is completed trees and poppies will be created through stitch, chiffon &/or sweetie wrappers'*



Detail left



Carolyn's suggestion for the backing – for example sky, hills, fields, & grass

Felt poppies on Gathered.how

**NOV 6<sup>th</sup> – 10.30am - 4.30pm**


**CATHERINE LAWES – Workshop - full day**  
*Layered Landscapes*

**Catherine** is a quiltmaker, garment maker and teacher based near Eastbourne

*'In this class you will create an atmospheric, impressionistic landscape using many different fabrics other than cottons.*

*This will include silks, velvets, linens, polyesters, viscose, furnishing fabric & recycled fabrics from garments.*

*Stitching can be done by hand or machine, or a combination of both*



High Fell




Scintillating Landscapes

**Website**

<https://www.facebook.com/CatherineLawesTextiles>

**DEC 4<sup>th</sup> – 2.00 - 4.00pm**

**CHRISTMAS PARTY – Gathering - afternoon**



All being well this may be a real meeting, but I'm sure we'll work out some fun stuff to do whatever the current situation with Covid

<https://www.easylinedrawing.com/how-to-draw-a-cake-slice-step-by-step>

**Please bring food –**



If online we can do some seasonal competitions or quizzes  
[cake on lovetodrawingthings.com](http://cake.onlovetodrawingthings.com)



Why not make some decors or cards?